



## 1:1 Phonics Tuition

### What is phonics?

Words are made up from small units of sound called phonemes. Phonics teaches children to be able to listen carefully and identify the phonemes that make up each word. This helps children to learn to read words and to spell words.

### Read, Write, Inc. Phonics

Here at Teagues Bridge Primary we follow the Read, Write, Inc Phonics programme. This programme teaches reading, writing and phonics all together. This is important as it shows children how the three skills are closely linked. It takes place every day 9:15am-10:15am. Children are assessed using the RWInc assessment and grouped by this. Assessments take place at the end of every half term and children are regrouped according to the outcome.

### What is 1:1 phonics tuition?

Following each assessment, children are grouped and any child who is identified at 'falling behind', 'struggling' or in need of a 'boost' receive 1:1 tuition. This takes place every day for 5 minutes at a different time to the daily phonics lesson. It takes place outside of the classroom, usually in the rainbow room where it is quieter and the children are more able to focus. The 1:1 tuition focusses on phonics sound knowledge, reading or spelling and bridges gaps for the individual. Each child who receives 1:1 tuition will work on personalised targets that have been identified through the half termly assessment.

### What happens in a 1:1 session?

During a 1:1 session, a child will be taught 1-3 sounds (identified from their assessment), they will then learn to read and spell words containing these sounds. This is taught through repetition, building words on magnetic boards, using sound cards to build words and reading words on green word cards.

The sessions are very interactive with a lot of the work carried out being spoken work and game based rather than written work.

### How can parents/carers help at home?

There are many things that can easily be done to help at home. This includes reading with your child each day, practicing their weekly spellings with them, spotting words in the environment and sounding them out and playing word games such as hangman, boggle and scrabble.




















In addition to this, if you speak to your child's class teacher, they will be able to give you copies of the sounds and the green and red word cards that they need practice so that you can practice them at home also.

### Set 2 and 3 sounds that can be practiced at home

#### Speed Sounds Set 2

ay  may I play?	ee  what can you see?	igh  fly high	ow  blow the snow	oo  poo at the zoo
oo  look at a book	ar  start the car	or  shut the door	air  that's not fair	ir  whirl and twirl!

#### Speed Sounds Set 3

ea  cup of tea	oi  spoil the boy	ou  shout it out	oy  toy for a boy	
a-e  make a cake	i-e  nice smile	o-e  phone home	u-e  huge brute	aw  yawn at dawn
are  care and share	ur  nurse with a purse	er  a better letter	ow  brown cow	ai  snail in the rain
oa  goat in a boat	ew  chew the stew	ire  fire, fire!	ear  hear with your ear	ure  sure it's pure